

Dear

I know everything about you and you hold a special place in my heart, even if you mess up sometimes. I may not like the “not so nice” things you do but I love you and rejoice over you with singing (Zephaniah 3:17).

In my sight you are precious, and I delight in you just as I delighted in King Solomon, the son of King David and Bathsheba. I loved him from his birth and decided to give me a second name - Jedidiah, which means “Beloved of the Lord”. Even though he was not always perfect in all his ways, I never took his name away.

Be glad and know, that I, the Mighty Warrior who saves, takes great delight in you. The next time you look in a mirror, try and see yourself the way you truly are - clothed in my righteousness and covered in my glowing approval because I delight in you.

Love Forever,

God

This time I have 3 suggestions for you. The choice is yours!

1. Prayer journal – you might find it “delightful” to write a letter back to me, telling me how good it feels to know I delight in you. Pen it down in your prayer journal. Don’t forget to read it to Me before you go to bed.

2. Bake “delightful” cupcakes (see recipe included)

3. Make a different “delightful” snack. You could experiment according to what you might like. Picture examples below.





You will need:

2 large eggs




1 tsp vanilla essence




125 g (4 oz) caster sugar

125 g (4 oz) soft margarine



125 g (4 oz) self-raising flour


How to make them...



1 Heat the oven to 180°C/350°F (gas 4). Put all the ingredients in a bowl and beat them together until the mixture is smooth and lighter in colour.



2 Line a bun tin with paper cake cases and half fill each case with the cake mixture.



3 Cook the cakes for 18 to 20 minutes. You can tell they are done when they have risen up, are golden in colour, and spring back into shape when pressed.

